

SPECIAL EUROBAROMETER 100.1 | EB044EP

Parlemeter 2023 (EB 100.1)



26 523 interviews | Methodology (EU27): Face-to-face*
Fieldwork: 25 September 2023 - 19 October 2023

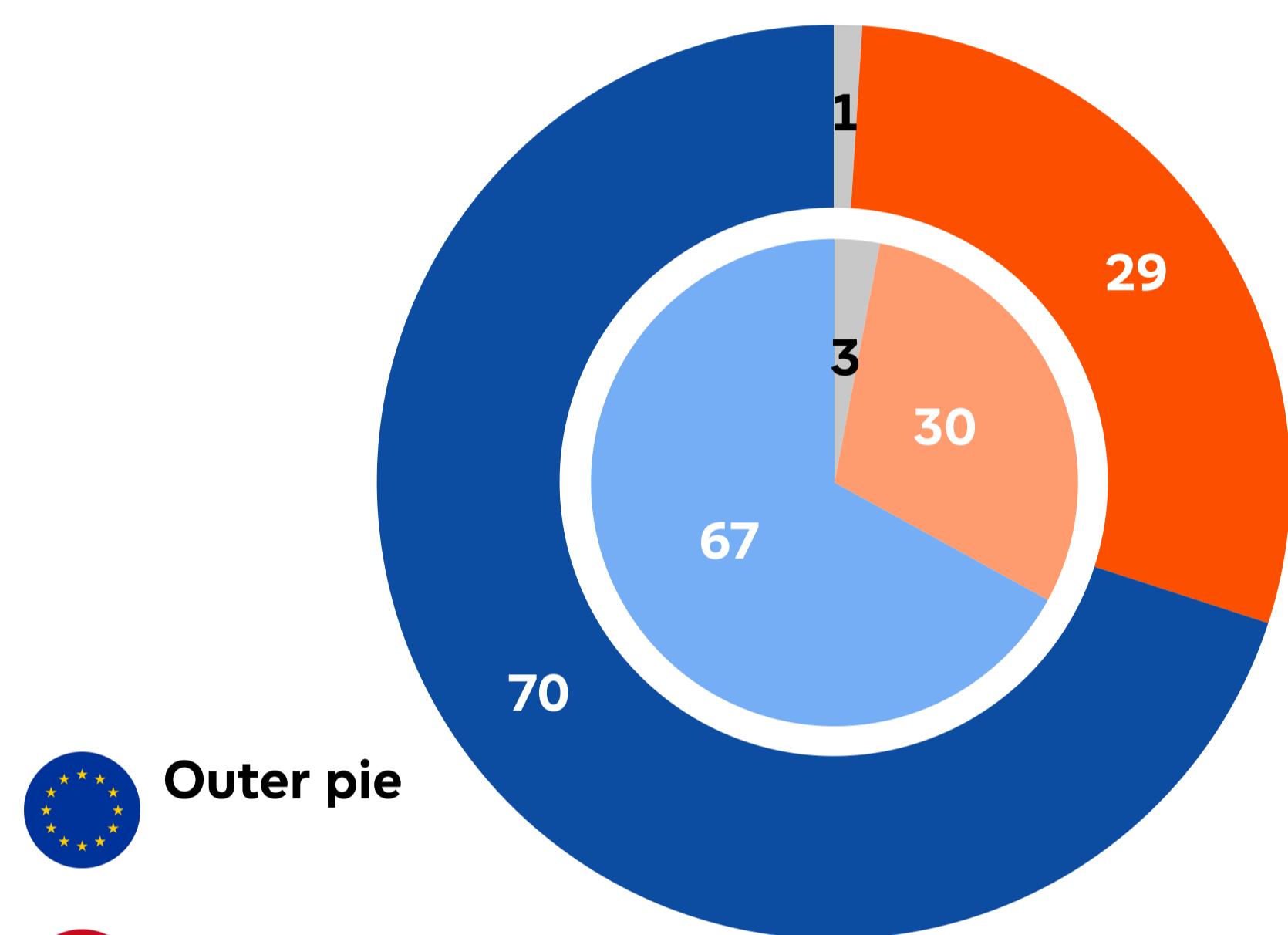
1 009 interviews | Methodology (ES): Face-to-face
Fieldwork: 26 September 2023 - 10 October 2023

*Including CAVI (Computer-assisted video interviewing) in Czechia, Denmark, Malta and Finland

Factsheet Spain

IMPACT OF EU ACTIONS AND IMAGE OF THE EU

QA12. Would you say the actions of the EU have an impact on your daily life? (%)

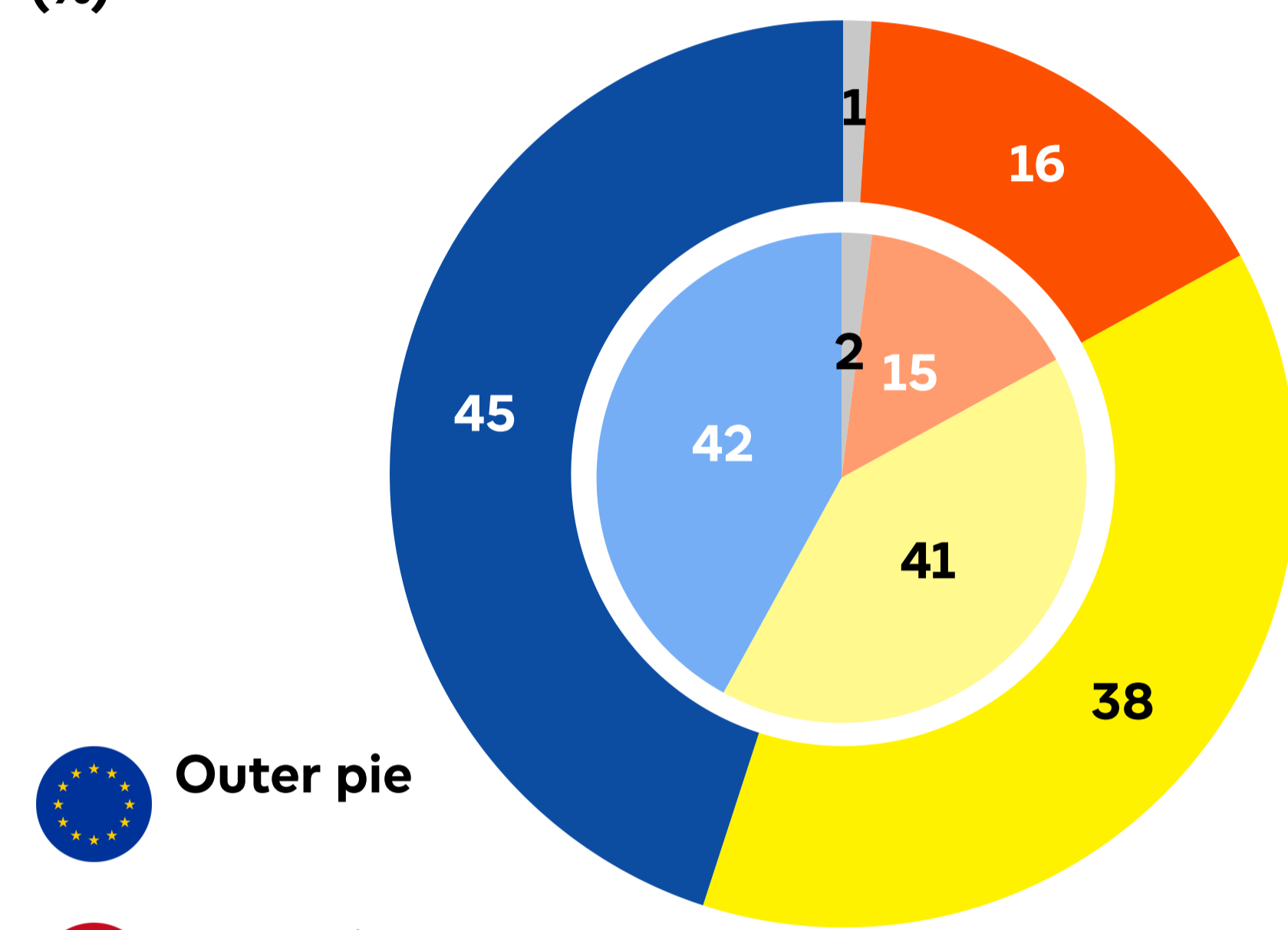


Outer pie
Inner pie

● Total 'Yes' ● Total 'No' ● Don't know

	EU27		ES	
Total 'Yes'	70	▼1	67	▲3
Total 'No'	29	▲1	30	▼4
Don't know	1	=	3	▲1

D78. In general, does the EU conjure up for you a very positive, fairly positive, neutral, fairly negative or very negative image? (%)



Outer pie
Inner pie

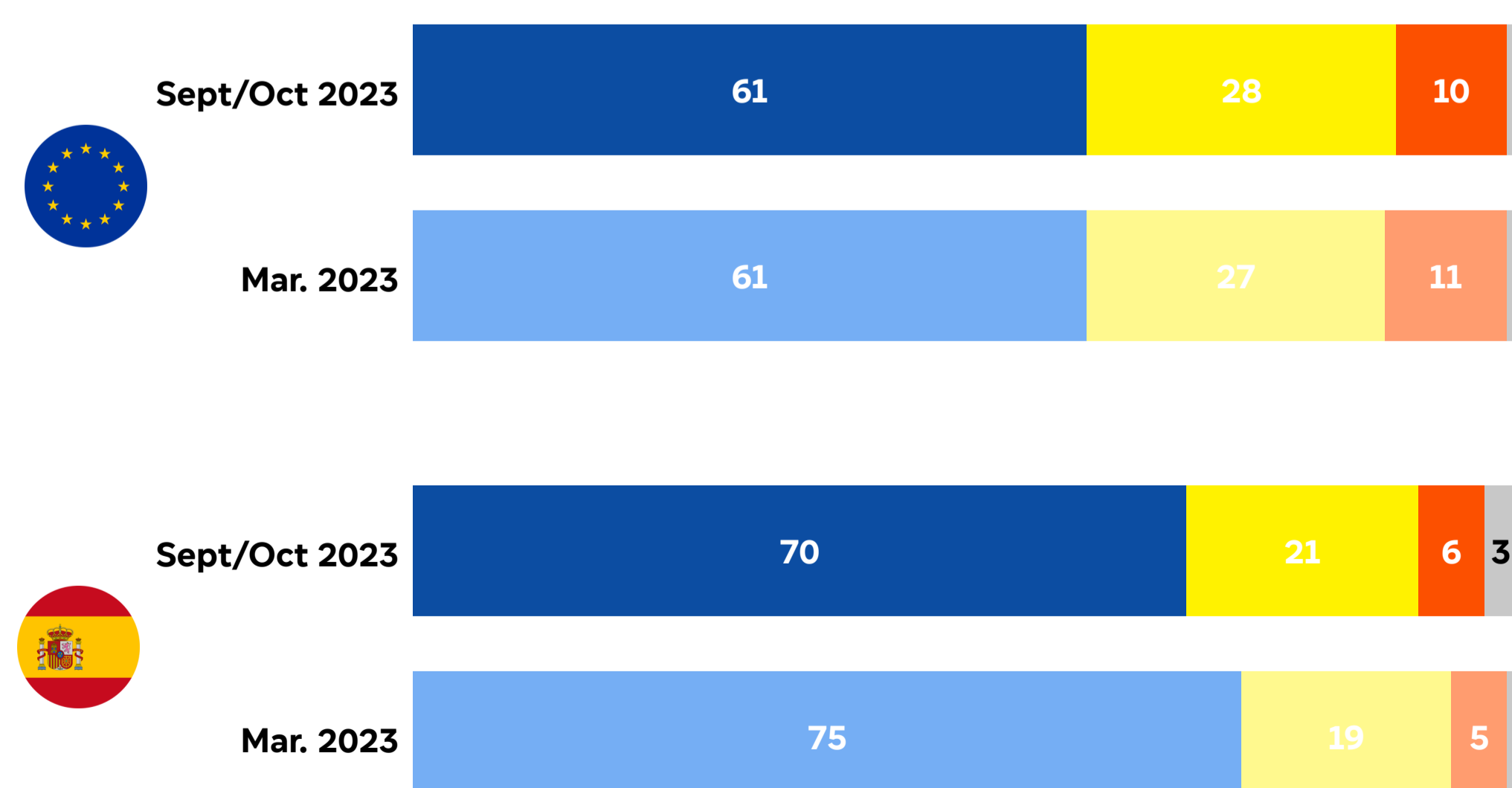
● Total 'Positive' ● Neutral ● Total 'Negative' ● Don't know

	EU27		ES	
Total 'Positive'	45	=	42	▼2
Neutral	38	=	41	▼2
Total 'Negative'	16	▼1	15	▲2
Don't know	1	▲1	2	▲2

▲▼ (Sept/Oct 2023 - Mar. 2023)

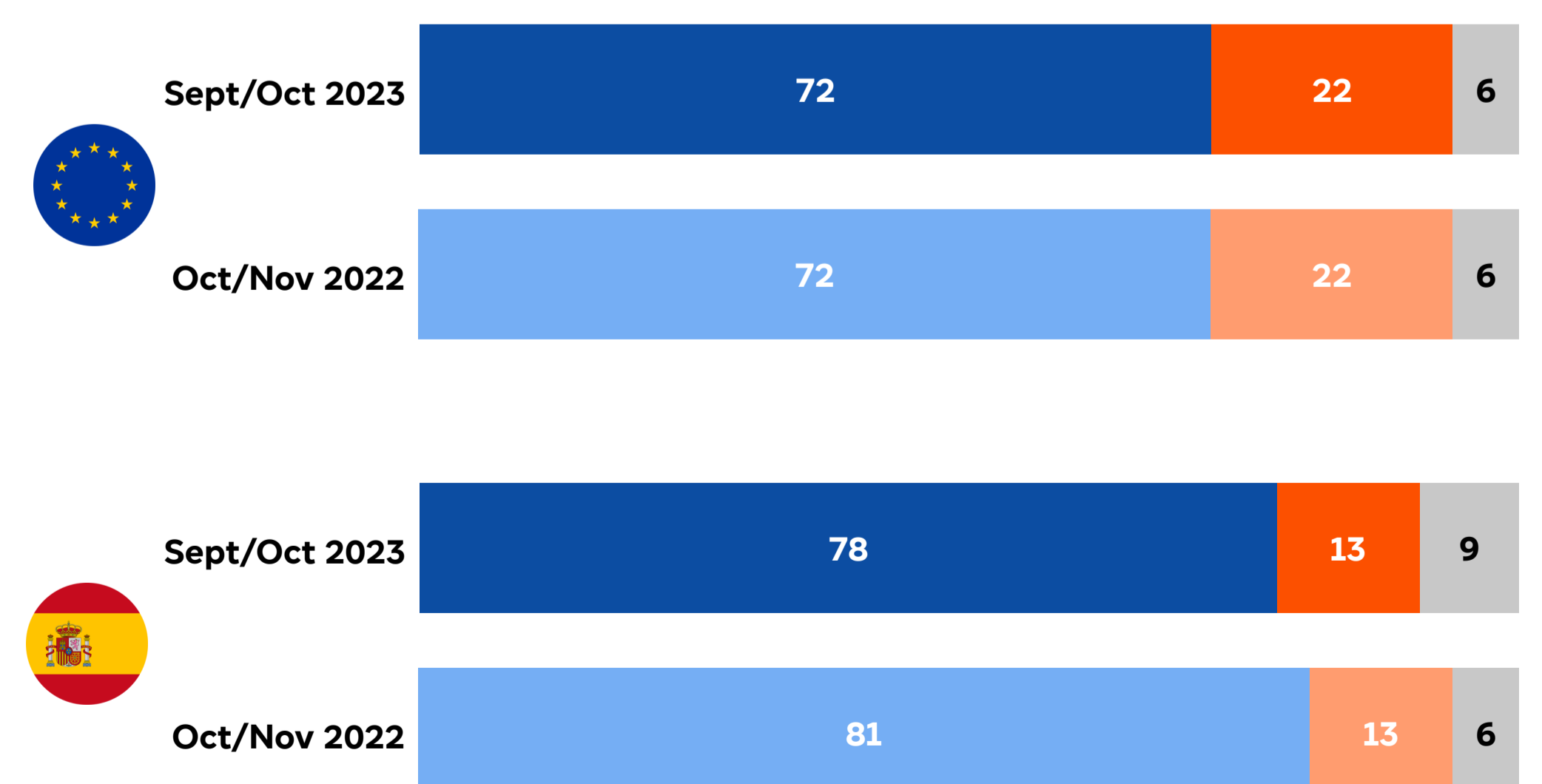
EU MEMBERSHIP

QA7. Generally speaking, do you think that (OUR COUNTRY)'s membership of the EU is...? (%)



● A good thing ● Neither a good thing nor a bad thing ● A bad thing ● Don't know

QA9. Taking everything into account, would you say that (OUR COUNTRY) has on balance benefited or not from being a member of the EU? (%)



● Benefited ● Not benefited ● Don't know

SPECIAL EUROBAROMETER 100.1 | EB044EP

Parlemeter 2023 (EB 100.1)



26 523 interviews | Methodology (EU27): Face-to-face*
Fieldwork: 25 September 2023 - 19 October 2023

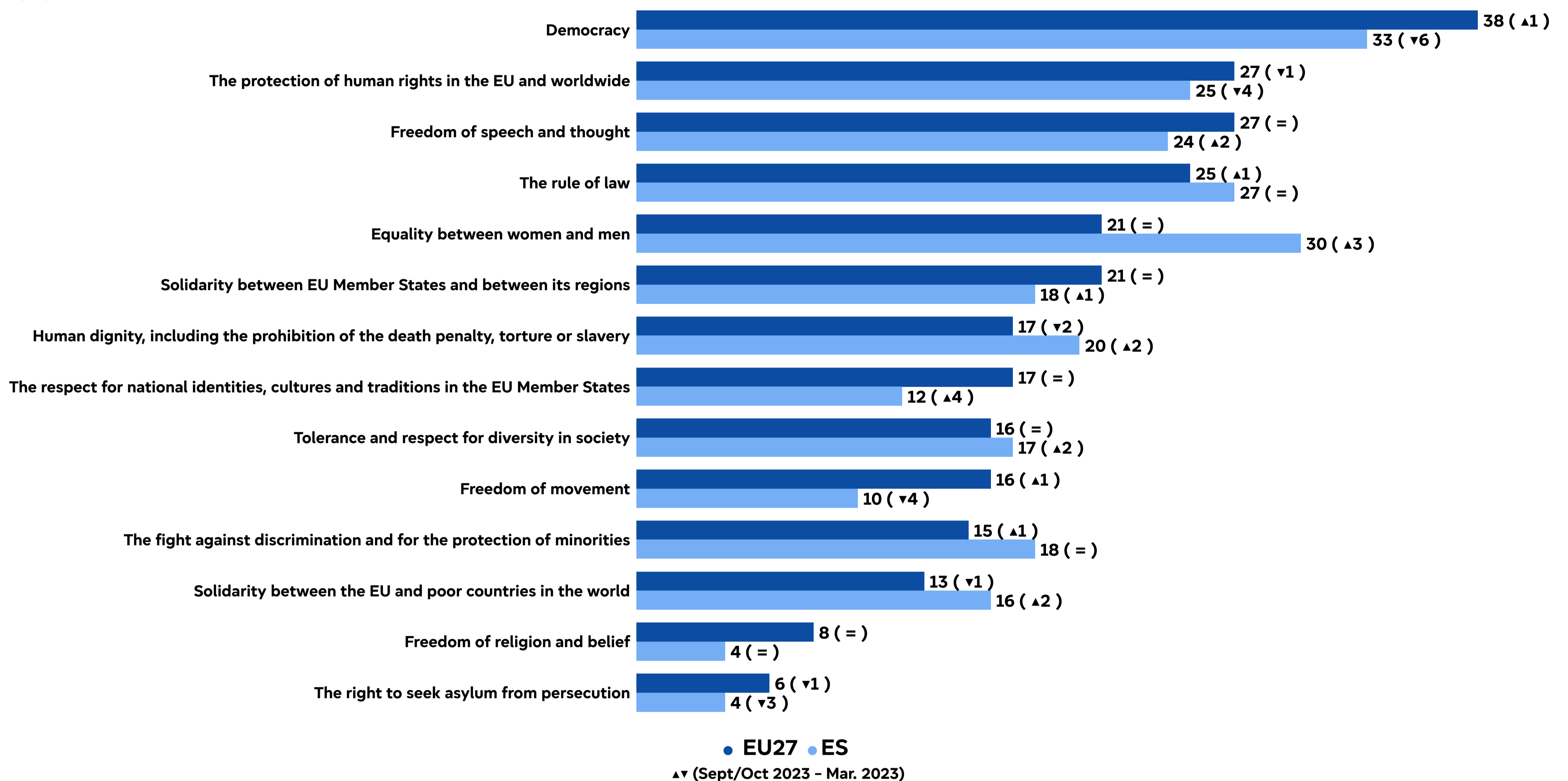
1 009 interviews | Methodology (ES): Face-to-face
Fieldwork: 26 September 2023 - 10 October 2023

*Including CAVI (Computer-assisted video interviewing) in Czechia, Denmark, Malta and Finland

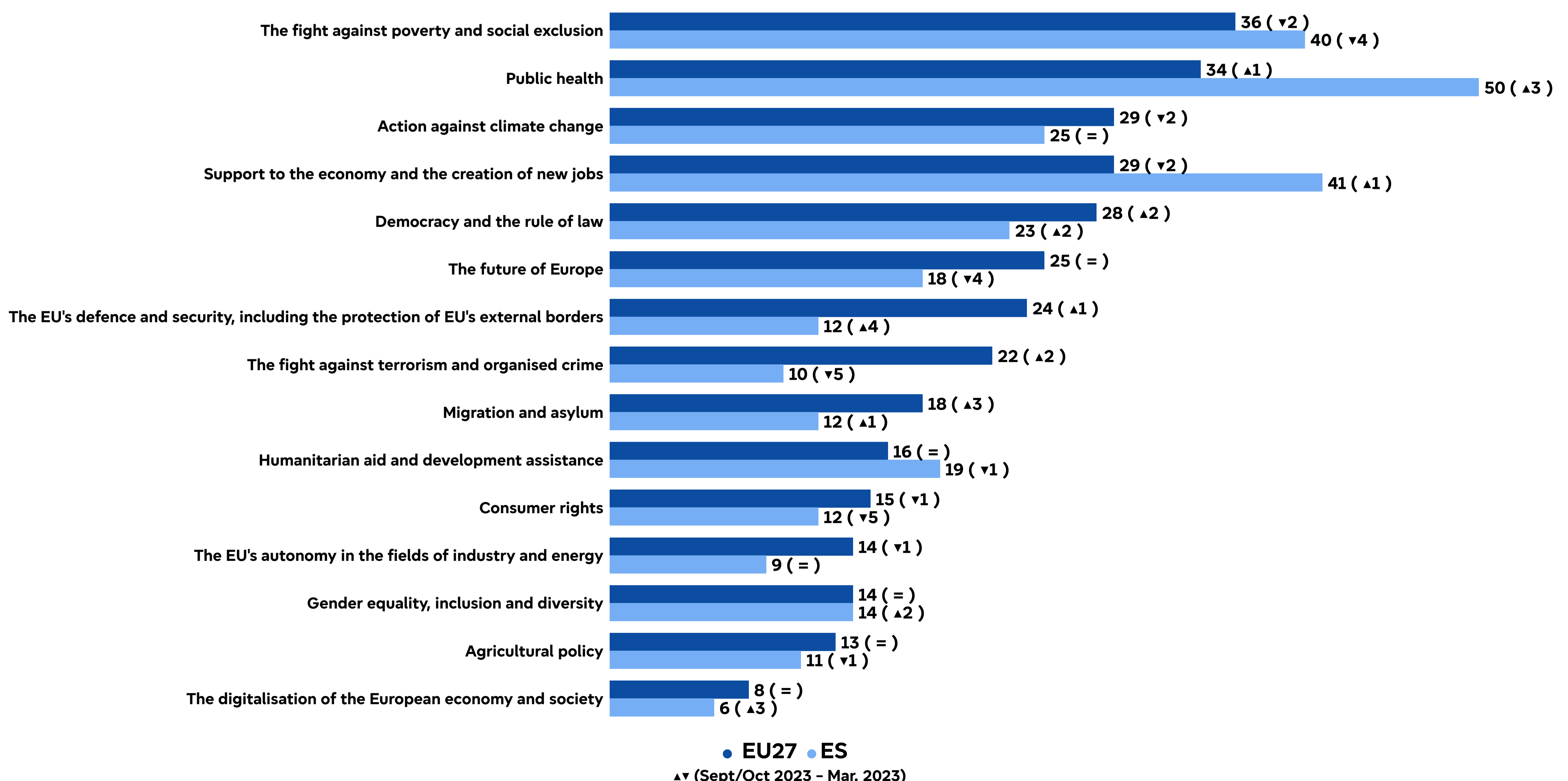
Factsheet Spain

VALUES AND PRIORITIES

QA5ab. In your opinion, which of the following values should the European Parliament defend as a matter of priority? Firstly? And then? (%)



QA6ab. Which of the following topics would you like to see addressed in priority by the European Parliament? Firstly? And then? (%)



SPECIAL EUROBAROMETER 100.1 | EB044EP

Parlemeter 2023 (EB 100.1)



26 523 interviews | Methodology (EU27): Face-to-face*
Fieldwork: 25 September 2023 - 19 October 2023

1 009 interviews | Methodology (ES): Face-to-face
Fieldwork: 26 September 2023 - 10 October 2023

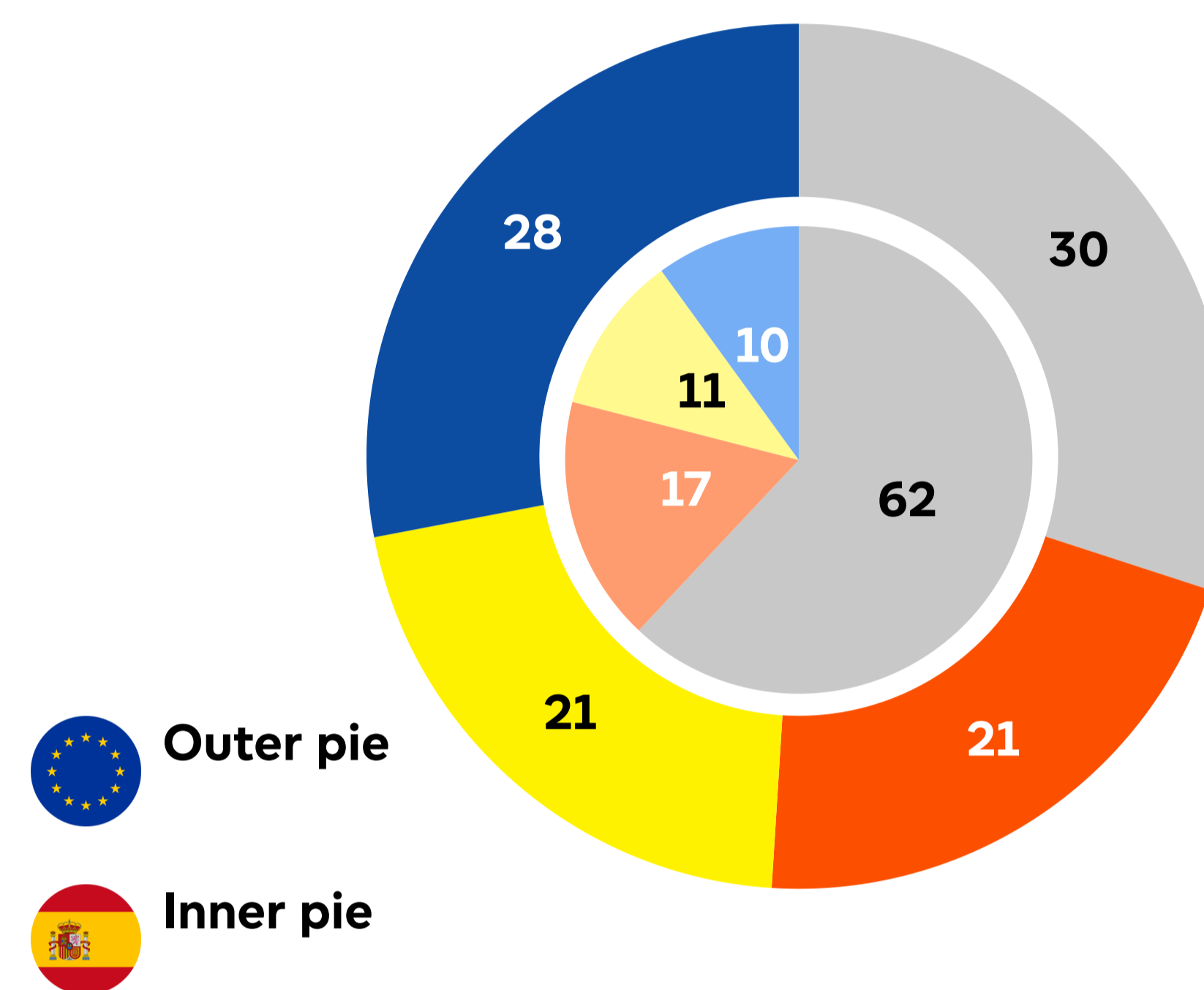
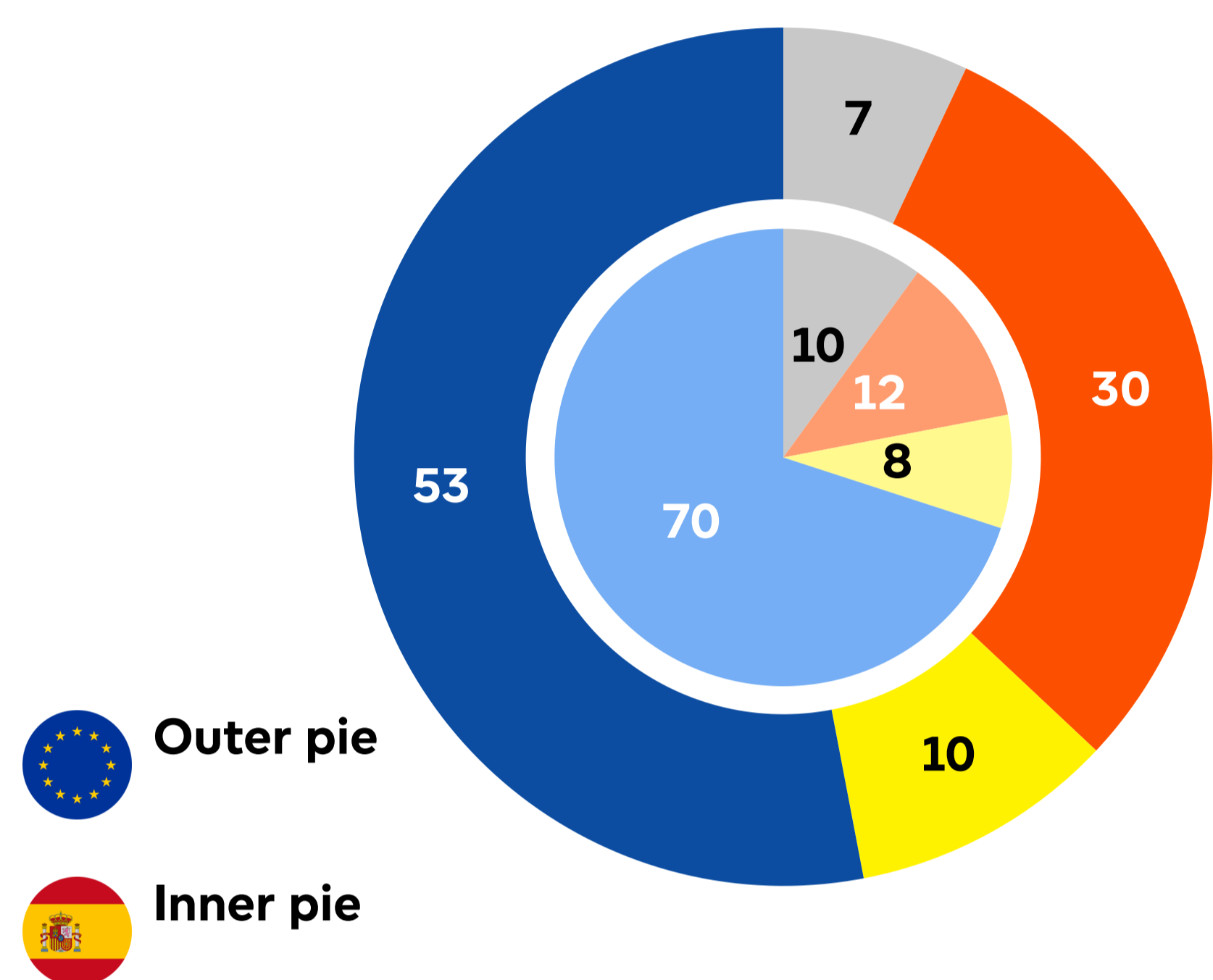
*Including CAVI (Computer-assisted video interviewing) in Czechia, Denmark, Malta and Finland

Factsheet Spain

ROLE OF THE EUROPEAN PARLIAMENT AND AWARENESS OF THE 2024 EUROPEAN ELECTIONS

QA4. Would you personally like to see the European Parliament play a more important or less important role? (%)

QA13. To your knowledge, when will the next European elections be held here in (OUR COUNTRY)? (%)



Legend: More important (blue), No change / As it is now (yellow), Less important (orange), Don't know (grey). Total 'Correct knowledge of the month and year' (dark blue), Total 'Correct knowledge of the year but not month' (light blue), Total 'Incorrect answer' (red), Don't know (grey).

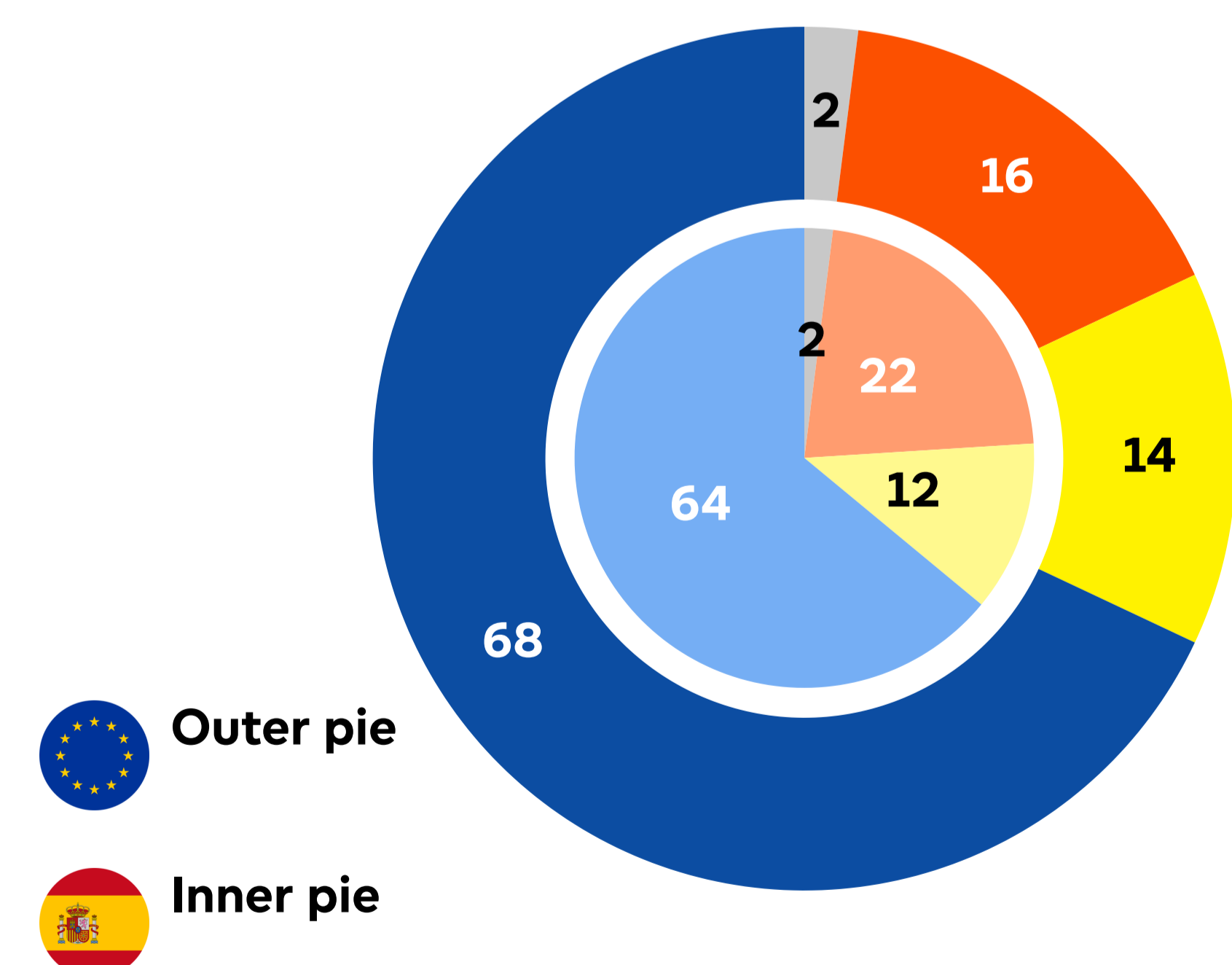
	EU27	ES
More important	53	70
No change / As it is now	10	8
Less important	30	12
Don't know	7	10

	EU27	ES
Total 'Correct knowledge of the month and year'	28	10
Total 'Correct knowledge of the year but not month'	21	11
Total 'Incorrect answer'	21	17
Don't know	30	62

▲▼ (Sept/Oct 2023 - Mar. 2023)

LIKELIHOOD TO VOTE IN THE 2024 EUROPEAN ELECTIONS

QA21. If the next European elections were to be held next week, how likely would you be to vote in these elections? Please use a scale from 1 to 10, where '1' means "not at all likely" and '10' means "very likely" (%)



Legend: Total 'Likely' (7-10) (blue), Total 'Neutral' (5-6) (yellow), Total 'Not Likely' (1-4) (orange), Not eligible / Don't know (grey).

	EU27	ES
Total 'Likely' (7-10)	68	64
Total 'Neutral' (5-6)	14	12
Total 'Not Likely' (1-4)	16	22
Not eligible / Don't know	2	2

Total 'Likely' (7-10) EU27 ES

Age	EU27	ES
15-24	56	45
25-39	67	64
40-54	69	70
55+	70	68

Difficulties paying bills

Most of the time	51	59
From time to time	61	61
Almost never/ Never	72	67

Image of the EU

Positive	83	81
Neutral	58	59
Negative	49	40

▲▼ (Sept/Oct 2023 - Mar. 2023)

SPECIAL EUROBAROMETER 100.1 | EB044EP

Parlemeter 2023 (EB 100.1)



26 523 interviews | Methodology (EU27): Face-to-face*
Fieldwork: 25 September 2023 - 19 October 2023

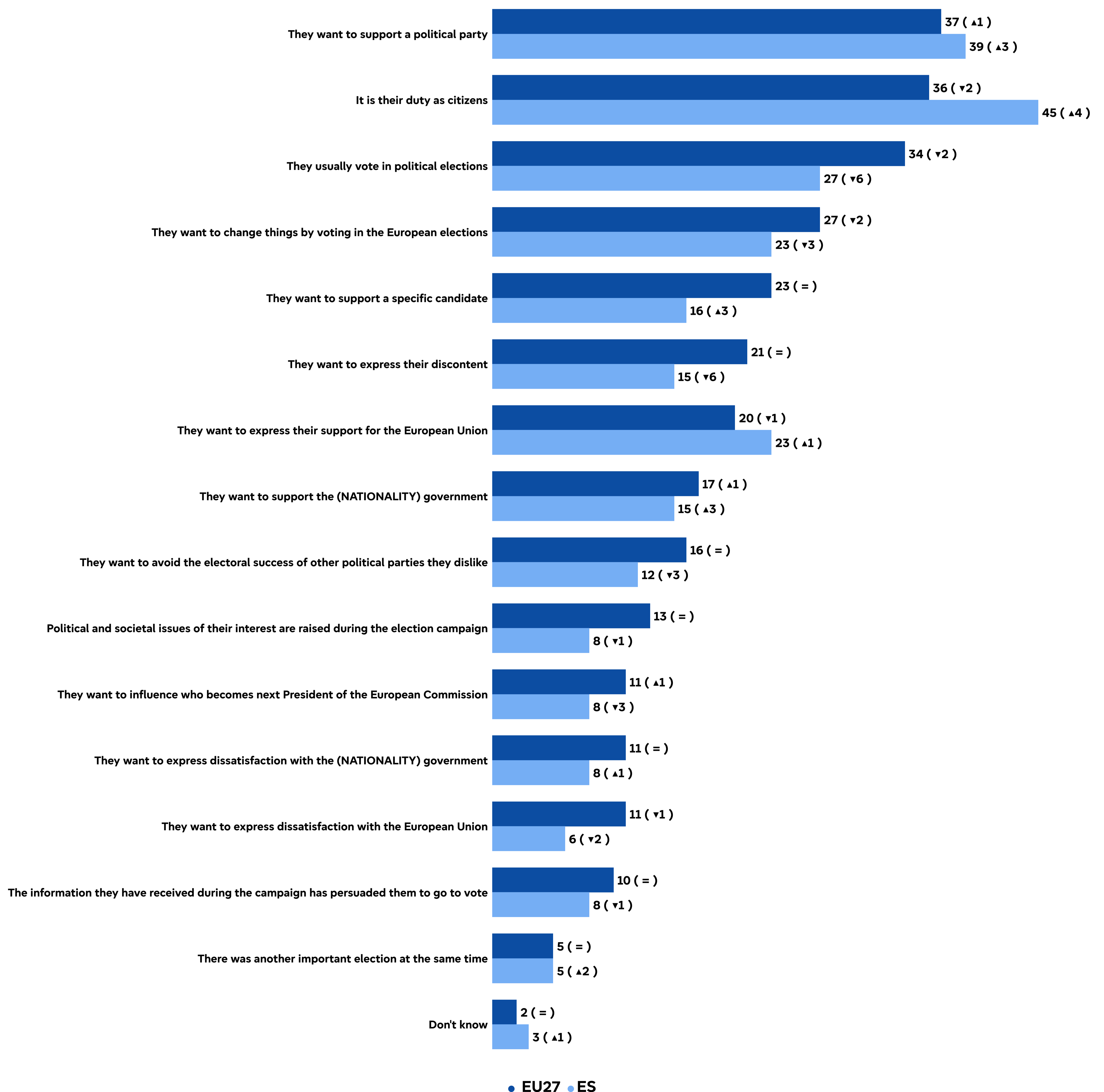
1 009 interviews | Methodology (ES): Face-to-face
Fieldwork: 26 September 2023 - 10 October 2023

*Including CAVI (Computer-assisted video interviewing) in Czechia, Denmark, Malta and Finland

Factsheet Spain

REASONS TO VOTE IN EUROPEAN ELECTIONS

QA16ab. In your opinion, what are the reasons for which people vote in the European elections? Firstly? And then? (MAX. 3 ANSWERS) (%)



▲▼ (Sept/Oct 2023 - Mar. 2023)